

HIGH PRESSURE HYDRO JETTING KD SERIES

CONDENSER
BOILER

HEAT EXCHANGER
EVAPORATOR

2018

HYDRO JETTING APPLICATIONS

Applications

Heat Exchanger Tube Cleaning Equipment


Condenser Tube Cleaning System

Evaporator Tube Cleaning System


Calandria Tube Cleaning Pump

Hydro Jetting Machine for Boiler Tube Cleaning

Industrial Tube Cleaning System



KD SERIES



- ✓ Field proven design.
- ✓ Forged S.S. pump head construction with high strength.
- ✓ KD Series designed with in-built gear.
- ✓ Splash lubrication. Force feed lubrication also available on request.
- ✓ Available in 3 versions.
- ✓ Rigorously subjected to full load testing.
- ✓ Manufactured on state-of-the-art machinery.
- ✓ Available direct couple driven.
- ✓ Easy Field Maintenance.

Pump model	Flow (LPM)	Flow (GPM)	Pressure (Bar)	Pressure (PSI)	Motor H.P.	Engine H.P.
KD 24	62	16.4	655	9500	100	125
KD 26	73	19.3	560	8120	100	125
			670	9720	120	154

Note: - All pumps are suitable for 50 Hz and 60 Hz. Gear ratio will change as per Hz.


We manufacture wide range of hydro jetting machines for the pressure ranging from **250 bar to 1400 bar**. Please visit [Quick Selection Chart](#) of Hydro Jetting Machine.

Technical Details: -

Inlet connection (BSPF) – 2"

Outlet Connection (BSPF) – 1/2"

Working Fluid Temp. – 60 °C



Frame Mounted System



Trolley Mounted System

HYDRO JETTING ACCESSORIES

SAFETY VALVE

Safety valve is a very important accessory. It **prevents major accidents** from occurring in case of problem arising out of high pressure built up in line. It is standard on all PressureJet Pumps for temporary relief of excess system pressure.

Safety Valve

- ✓ Provides over-pressure protection
- ✓ Ensures safety for operator
- ✓ Intentionally designed weak part to avoid major loss
- ✓ Pressure range up to **1400 bar - 20,000 PSI.**
- ✓ Flow rate range up to **80 LPM – 21.13 GPM.**



PRESSURE REGULATING VALVE

A **pressure regulating valve** is a control valve that regulates the output pressure of the pump. Regulators are used for gases and liquids, and can be an integral device with an output pressure setting, a restrictor and a sensor. These may all be in the one body, or consist of a separate pressure sensor, controller and flow valve.




Pressure Regulating Valve

- ✓ Regulates output pressure as required
- ✓ Bypasses excess water
- ✓ Pressure range up to **1400 bar - 20,000 PSI.**
- ✓ Flow rate range up to **80 LPM – 21.13 GPM.**

Foot operated valves are operated by foot paddle. These are mainly used in hydro jetting applications. Foot operated valve used for loading & unloading the pressure in the pump. They are designed for smooth and reliable operation of the pump.

Foot Operated Valve (FOV)

- ✓ To start-stop and control water flow using the foot of an operator. Enables him keep his hands free for in-out movement of flexible lance inside tubes.
- ✓ Very essential for Operator safety, helps avoid accidents.



HIGH PRESSURE FLEXIBLE LANCE

A **high pressure flexible lance** connects FOV to Nozzle. Tube or pipe cleaning Nozzle is attached to the end of the lance to clean tubes or pipes of various diameters.



High Pressure Flexible Lance

- ✓ Smooth inner core surface to minimize pressure drop
- ✓ Small diameter pipes to easily enter inside ID of tubes.
- ✓ Specially designed to withstand high pressures.
- ✓ Available in various lengths as per requirement.
- ✓ Mainly used in hydro jetting applications of pressure up to 1400 bar. Available for tube ID size up to 60 mm.

HIGH PRESSURE RIGID LANCE

In hydro jetting applications, a **high pressure rigid lance** provides easy and firm grip to counter back pressure at the time of in and out movement of nozzle. A nozzle is attached to the end of the lance and the size of the nozzle provides certain pressure depending on the flow rate.

High Pressure Rigid Lance

- ✓ SS construction for long life.
- ✓ Available in various lengths as per requirement.



CONTROL PANEL

A **control panel** is a flat, often vertical area where control or monitoring instruments are displayed. It has many controls like on/off button, Safety Shut-down switch, Voltage and Ampere readings etc....




Electric Control Panel

Electric Control Panel

- ✓ For over and under voltage protection
- ✓ Electric control panel has important and necessary controls like hour meter, volt meter, over load protection, etc.
- ✓ Control panel comes with single phase and short circuit protection




HYDRO JETTING NOZZLE OPTIONS



Tube Cleaning Nozzle Options


- ✓ SS hardened nozzles, specially designed to suit high pressure
- ✓ Various nozzle sizes available to suit different applications and tube IDs ranging from min. 13 mm (1/2") to max. pipes of 1800 mm (72")
- ✓ Various hole patterns available for effective cleaning as per job requirement
- ✓ Conventional and Rotating – both type of nozzles available
- ✓ **Note: - Detailed consultation will be provided up on request.**

CONVENTIONAL TUBE CLEANING NOZZLES




Conventional Tube Cleaning Nozzle

- ✓ SS hardened nozzles, designed to suit high pressure
- ✓ Various sizes available to suit different tube IDs ranging from min. 13 mm (1/2") to max. pipes of 100 mm (4")
- ✓ Various hole patterns available for effective cleaning
- ✓ **Note:** - Detailed consultation will be provided up on request.



ROTATING TUBE CLEANING NOZZLE



Rotating Tube Cleaning Nozzle

- ✓ Highly effective and time saving than conventional.
- ✓ StoneAge-USA make patented design.
- ✓ Various sizes available to suit different Tube IDs ranging from min. 13 mm (1/2") to max. pipes of 1800 mm (72").
- ✓ **Note:** - Detailed consultation will be provided on request.

PRESSURE GAUGE

Glycerin Filled Pressure Gauge, ideal for dampening the effect of pulsation and vibration. Widely demanded, it has a stainless steel case filled with glycerin to offer protection against harsh environments. It enhances the integrity and reliability of measuring system for long periods under extreme operating condition.

Note: - Available in various size as per requirement.

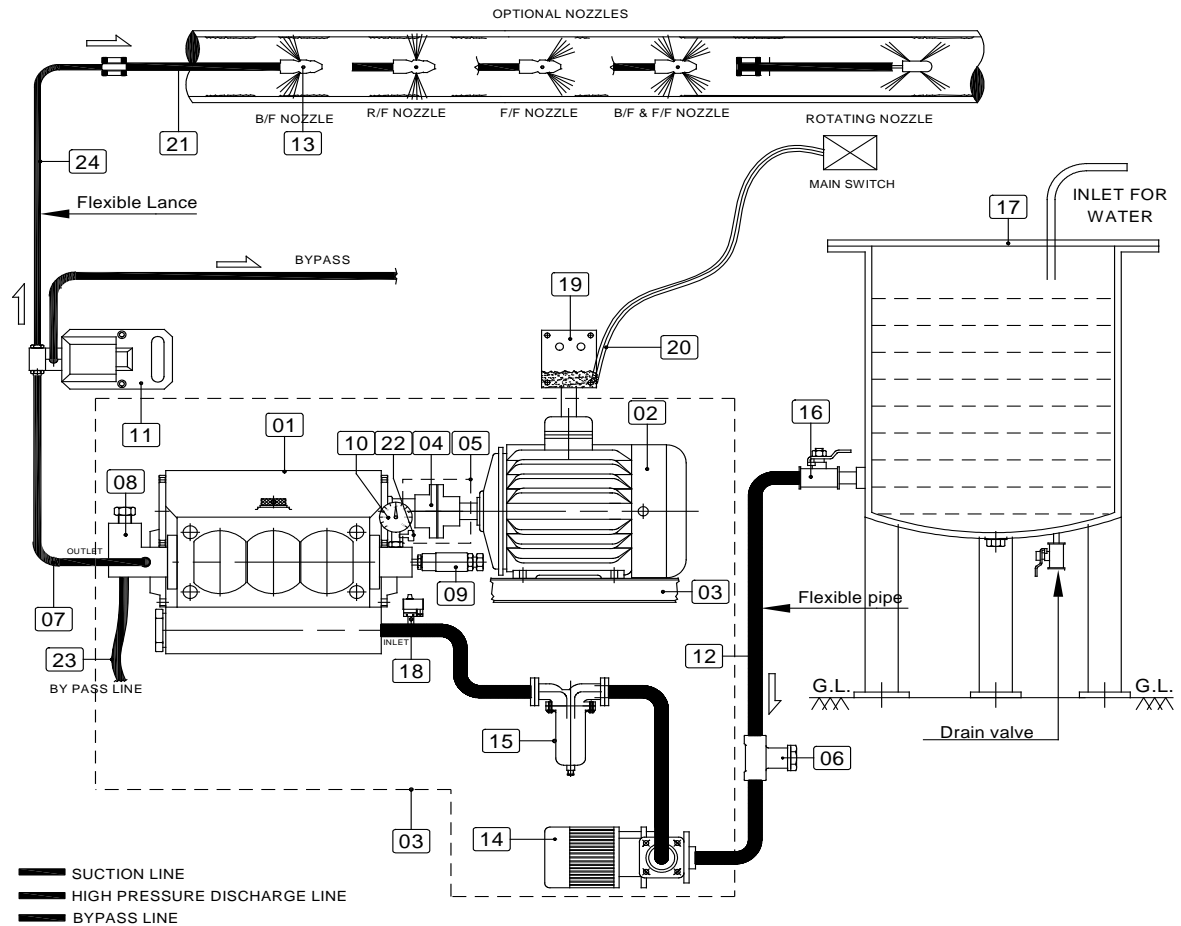


Pressure Gauge

- ✓ Approx. 2 times pump operating pressure
- ✓ Glycerin filled
- ✓ Easy to read dial
- ✓ With needle valve

LINE DIAGRAM OF HYDRO JETTING SYSTEM

TUBE CLEANING SCHEMATIC DIAGRAM



SR NO.	ITEM
01	Bare pump(KDD-series)
02	Electric motor / Diesel engine
03	Base frame / Trolley
04	Pin bush coupling
05	Coupling guard
06	Strainer for suction
07	High pressure hose
08	Pressure regulating valve
09	Safety valve
10	Pressure guage-glycerine filled
11	Foot operated valve
12	Suction hose
13	Con. & Rotating tube cleaning nozzle
14	Booster pump
15	Basket Type Strainer
16	Low pressure ball valve
17	Water tank
18	Pressure switch(low pressure cut off for suction line)
19	Control panel
20	Cable
21	Rigid lance
22	Needle valve
23	By pass Hose
24	Flexibal Lance

NOTE:-

- 1.Items displayed in this "Schematic Diagram" is for reference only.
- 2.For scope of supply, item list as per our offer will be final.

PressureJet Systems Pvt. Ltd.

62/13, Phase-I, G.I.D.C.,Vatva,
Ahmedabad-382 445, Gujarat, India.
Phone: 91-79-25830762
E-mail : sales@pressurejet.com
Website:-www.pressurejet.com

PARTIAL LIST OF CLIENTS



Important Note: Owing to continuous R & D, technical details and specifications mentioned in this catalogue are liable to change anytime. All rights reserved with PressureJet. For latest Information & more details, please visit our website.

Our Website is fully informative, exhaustive and communicative. It is designed to provide maximum information in most precise form to help our valued customers to take a quick and right decision.

Call Us

+91 93760 22358

+91-79-25830762/ 25893868



Write to us at

sales@pressurejet.com

Visit

YouTube 

www.pressurejet.com

PressureJet

Address

PRESSUREJET SYSTEMS PVT. LTD.

62/13, Phase-1, Vatva GIDC

Ahmedabad – 382 445, Gujarat, India